

New Species and Records of Agathidiini from Vietnam Collected by Prof. S. B. Peck (Coleoptera: Leiodidae: Agathidiini)

Fernando Angelini

S.S.7 per Latiano, Km.0.500, 72021 Francavilla Fontana (Brindisi), Italy

(Accepted June 28, 2000)

Fernando Angelini (2000) New species and records of Agathidiini from Vietnam collected by Prof. S. B. Peck (Coleoptera: Leiodidae: Agathidiini). *Zoological Studies* 39(4): 307-312. Records and/or descriptions are given for 11 species and 48 specimens of Agathidiini beetles recently collected in Vietnam by Prof. Stewart B. Peck. Four new species are described: *Afroagathidium pecki* n. sp., *Agathidium (Agathidium) nahangense* n. sp., *A. (A.) pecki* n. sp., and *A. (A.) caovansungi* n. sp. Three new records for Vietnam are *Agathidium (Microceble) infuscatum* Angelini and De Marzo, *A. (M.) manasicum* Angelini and De Marzo, and *A. (M.) inornatum* Angelini and De Marzo.

Key words: *Afroagathidium*, *Agathidium*, New species.

The Agathidiini is a beetle tribe consists of 9 genera and 815 species (including those in press on 31 Oct. 1999), with a nearly worldwide continental distribution, with the exception of the Australian region. The largest is the enormous genus *Agathidium*, with over 687 described species, most of which occur in Asia (Newton 1998). Knowledge of the Agathidiini fauna of the southeastern part of Asia, frequently called Indochina, is improving through recent field work and specimen study, but it is still relatively poorly known. Within the general area of Indochina, the following 9 species have been previously reported from the country of Vietnam.

Agathidium (Agathidium) kryzhanovskii Angelini 1995: 128.

A. (A.) prosperum Angelini 1995: 129.

A. (Microceble) laticorne Portevin 1922: 38.

A. (M.) coomani Portevin 1937: 33.

A. (M.) topali Angelini and De Marzo 1985: 44.

A. (M.) saundersi Angelini and Cooter 1986: 37.

A. (M.) tonkinense Angelini and Cooter 1986: 39.

A. (M.) pocsi Angelini 1995: 132.

Stetholiodes kabakovi Perkovsky 1990: 63.

I present herein new distributional and taxonomic data on Agathidiini captured in northern Vietnam by Prof. Stewart B. Peck (Ottawa, Canada).

The records are based on the study of 48 specimens, representing 11 species, and collected in 2 localities. This material includes: (a) 4 new species: *Afroagathidium pecki* n. sp., *Agathidium (Agathidium) nahangense* n. sp., *A. (A.) pecki* n. sp., and *A. (A.) caovansungi* n. sp., and (b) 3 species recorded for the first time from Vietnam: *Agathidium (Microceble) infuscatum* Angelini and De Marzo, *A. (M.) manasicum* Angelini and De Marzo, and *A. (M.) inornatum* Angelini and De Marzo. With the new data there are 16 species of Agathidiini in Vietnam, plus another 2 in a new genus to be described in a subsequent paper by Angelini and Peck.

MATERIALS AND METHODS

The methods are the same as in Angelini and De Marzo (1981: 188-192). The species groups are as defined in Angelini and Cooter (1999) and Angelini and De Marzo (1995). The material treated here was collected in large-area flight-intercept traps (FIT) in forest habitats. Specimens are deposited in the collections of Peck (PC) and Angelini (AC). The latter will be placed in the Angelini collection of the Museo Civico di Storia Naturale di Genova, Italy (CA-MCSNG). The holotypes in the Peck collection will be deposited in the insect collection of the Canadian

Museum of Nature, Aylmer, Quebec, and the paratypes and other specimens in the Peck collection will be divided between the Canadian Museum of Nature collection and the Field Museum of Natural History, Chicago, ILL, USA.

RESULTS

Genus *Afroagathidium* Angelini and Peck, 1984 *Afroagathidium pecki* n. sp.

(Figs. 1-7)

Types: Holotype: ♂, Vietnam, Tuyen Quang Prov., Na Hang Reserve, 360 m, 20-24.V.1997, rainforest, FIT (flight-intercept trap), leg. S. Peck, in PC. Paratypes: Same data as holotype, 2 ♀♀ in PC; same data as holotype but 300 m, 1 ♂ in AC; Cao Bang Prov., Ba Be National Park, 180 m, 7-11.V.1997, forest FIT, leg. S. Peck, 2 ♀♀ in PC, 1 ♀ in AC.

Description: Length 2.1-2.3 mm (holotype ♂ 2.20 mm). Dorsum dark reddish brown or black, sides of pronotum lighter; venter reddish brown, mesosternum testaceous; antenna testaceous but antennal club darker, legs reddish brown. Microreticulation absent; punctation absent from entire dorsum, only rare microscopic punctures present.

Head: Punctation absent, only rare microscopic punctures present. Eye little flattened and little protuberant, head widest at eye (Fig. 1); antero-lateral margins weakly raised; clypeus slightly emarginate; clypeal line absent, only traces present. Third antennal segment 0.9 times as long as 2nd and as long as 4th + 5th together (Fig. 7); articles 8-10 twice wider than long.

Pronotum: Punctation absent, only rare microscopic punctures present. Width 1.61 times as broad as head, moderately broader than long (width/length = 1.5) and moderately convex (width/height = 1.59); anterior margin weakly curved (Fig. 2), lateral outline broadly rounded anteriorly, and strongly rounded posteriorly (Fig. 3). Measurements of pronotum of holotype: length 0.70, width 1.05, and height 0.66 mm.

Elytra: Sutural striae weak, present in apical 1/3 of elytra. Punctation absent, only rare microscopic punctures present. Moderately broader than pronotum, moderately broader than long (width/length = 1.36) and very convex (width/height = 1.2); lateral outline with sharp humeral angle. Measurements of elytra of holotype: length 0.95, width 1.30, and height 1.08 mm. Meso- and metasternum: median carina absent, lateral lines present, femoral lines absent.

Metathoracic wing present. Legs: Tarsal formula: ♂ 4-4-4, ♀ 4-4-4. Aedeagus as in figs. 5, 6. Spermatheca as in fig. 4.

Discussion: *Afroagathidium pecki* n. sp. is similar to *Afroagathidium orientale* Angelini and De Marzo (from Taiwan) and *Afroagathidium sarawakense* Angelini and De Marzo (from Sarawak); it differs from both in the greater length ratio of the 3rd/2nd antennal segments and in the greater width ratio of the pronotum/head; from *A. orientale* it differs also in the absence of punctation from the entire dorsum, and in the shape of the antennal club and aedeagus; from *A. sarawakense* it differs also in the shape of the spermatheca and a less transverse pronotum.

Distribution: Vietnam.

Genus *Agathidium* Panzer, 1797 Subgenus *Agathidium* Panzer, 1797 *madurensis* species group

Agathidium (Agathidium) nahangense n. sp.

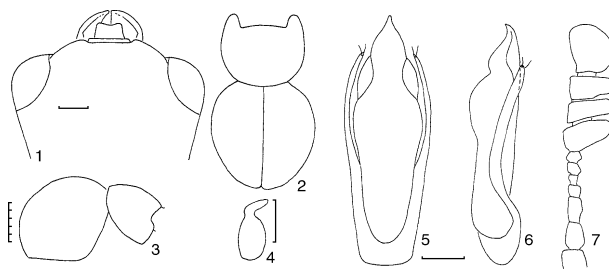
(Figs. 8, 11, 14, 15)

Types: Holotype: ♂, Vietnam, Tuyen Quang Prov., Na Hang Reserve, 300 m, 16-20.V.1997, rainforest, FIT, leg. S. Peck, in PC. Paratypes: Same data as holotype but 360 m, 2 ♀♀ in PC, 1 ♂ in AC.

Description: Length 3.5-3.7 mm (holotype ♂ 3.65 mm). Dorsum reddish brown, venter lighter; antenna testaceous but with segments 9 and 10 darker; legs reddish brown. Microreticulation absent; punctation fine and sparse on entire dorsum.

Head: Punctures small, superficial, separated from each other by 3-10 times their own diameter. Eyes protuberant, head widest at eye (Fig. 8); antero-lateral margins distinctly raised; clypeus slightly emarginate; clypeal line absent. Third antennal segment 1.6 times as long as 2nd and longer than 4th + 5th together.

Pronotum: Punctures as that of head, separated from each other by 5-10 times their diameter. Width



Figs. 1-7. *Afroagathidium pecki* n. sp.: 1, head; 2-3, habitus in dorsal and lateral view; 4, spermatheca; 5-6, aedeagus in lateral and dorsal view of its apex; 7, antenna. Scale line unit 0.10 mm.

1.83 times as broad as head, moderately broader than long (width/length = 1.5) and very convex (width/height = 1.5); anterior margin weakly curved; lateral outline strongly rounded. Measurements of pronotum of holotype: length 1.20, width 1.80, and height 1.20 mm.

Elytra: Sutural striae absent. Punctures larger than those of head but more superficial, separated from each other by 10-15 times their own diameter. Slightly narrower than pronotum, as broad as long and moderately convex (width/height = 1.68); lateral outline with humeral angle broadly rounded. Measurements of elytra of holotype: length 1.75, width 1.75, and height 1.04 mm. Meso- and metasternum: median carina sharp, lateral lines absent, femoral lines incomplete, short, 1/2 of width of metasternum. Metathoracic wing present. Legs: male hind femora rounded at posterior margin (Fig. 11). Tarsal formula: ♂ 5-5-4, ♀ 5-4-4. Aedeagus as in figs. 14, 15.

Discussion: *Agathidium nahangense* n. sp. is similar to *A. obsoletum* Angelini (from Burma) and *A. schwendingeri* Angelini (from Thailand) but it differs from these species in a greater body length, in a greater length ratio of the 3rd/2nd antennal segments, and in a greater width ratio of the pronotum/head.

Distribution: Vietnam.

***Agathidium (Agathidium) pecki* n. sp.**

(Figs. 9, 12, 16, 17)

Types: Holotype: ♂, Vietnam, Cao Bang Prov., Ba Be National Park, 180 m, 7-11.V.1997, forest FIT, leg. S. Peck, in PC. Paratypes: Same data as holotype, 1 ♂ in PC; Tuyen Quang Prov., Na Hang Reserve, 300 m, 20-24.V.1997, rainforest, FIT, leg. S. Peck, 1 ♂ and 1 ♀ in PC; same locality but 360 m, 16-20.V.1997, 1 ♂ in PC, 1 ♀ in AC; same locality and data but 300 m, 1 ♂ in AC.

Description: Length 3.0-3.15 mm (holotype ♂ 3.1 mm). Dorsum reddish brown, venter lighter; antenna testaceous but with segments 9 and 10 darker; legs reddish brown. Microreticulation almost absent, present only in traces on elytra; punctures moderately greater and impressed on entire dorsum.

Head: Punctures moderately greater and impressed, separated from each other by 1-10 times their diameter. Eye protuberant, head widest at eye (Fig. 9); antero-lateral margins distinctly raised up; clypeus slightly emarginate; clypeal line absent, only traces of a short groove on either side. Third antennal segment 2 times as long as 2nd and longer than 4th + 5th together.

Pronotum: Punctures larger than those of head,

more impressed, separated from each other by 0.5-5 times their diameter. Width 1.76 times as broad as head, moderately broader than long (width/length = 1.48) and very convex (width/height = 1.45); anterior margin weakly curved; lateral outline broadly rounded. Measurements of pronotum of holotype: length 1.00, width 1.48, and height 1.02 mm.

Elytra: Sutural striae absent. Microreticulation absent, only traces remaining; punctures as those of pronotum, separated from each other by 5-10 times their diameter; slightly narrower than pronotum, as broad as long and moderately convex (width/height = 1.75); lateral outline with humeral angle very broadly rounded. Measurements of elytra of holotype: length 1.40, width 1.40, and height 0.80 mm. Meso- and metasternum: median carina sharp, lateral lines complete, femoral lines incomplete, rounded at middle. Metathoracic wing present. Legs: male hind femora rounded at posterior margin (Fig. 12). Tarsal formula: ♂ 5-5-4, ♀ 5-4-4. Aedeagus as in figs. 16, 17.

Discussion: *Agathidium pecki* n. sp. is similar to *A. hlisnikovskiyi* Angelini and De Marzo (from Malaysia); it differs in the greater length ratio of the 3rd/2nd antennal segments, in greater body length, the shape of the male hind femora and aedeagus, and in the more distinct punctation.

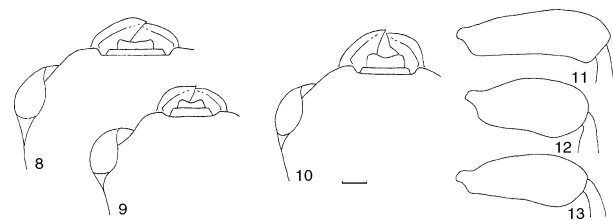
Distribution: Vietnam.

***Agathidium (Agathidium) caovansungi* n. sp.**

(Figs. 10, 13, 18-20)

Type: Holotype: ♂, Vietnam, Hoabinh, 1970. leg. Kryznavovsky, in AC. Paratypes: Tuyen Quang Prov., Na Hang Reserve, 300 m, 16-24.V.1997, rainforest, FIT, leg. S. Peck, 1 ♀ in PC, 1 ♀ in AC.

Description: Length 3.10-3.25 mm (holotype ♂ 3.25 mm). Dorsum reddish brown; venter reddish brown, mesosternum testaceous; antenna testaceous but with segments 9 and 10 darker; legs reddish brown. Microreticulation almost absent, present only in traces on the elytra; punctation fine and



Figs. 8-13. Head and male hind femora of: 8, 11, *Agathidium nahangense* n. sp.; 9, 12, *A. pecki* n. sp.; 10, 13, *A. caovansungi* n. sp. Scale line unit 0.10 mm.

sparse on entire dorsum.

Head: Punctures small, superficial, separated from each other by 5-8 times their own diameter. Eye protuberant, head widest at eye (Fig. 10); antero-lateral margins distinctly raised; clypeus slightly emarginate; clypeal line absent. Third antennal segment 1.3 times as long as 2nd and shorter than 4th + 5th together.

Pronotum: Punctures as those of head, separated from each other by 5-8 times their diameter. Width 1.74 times as broad as head, moderately broader than long (width/length = 1.42) and very convex (width/height = 1.42); anterior margin weakly curved; lateral outline strongly rounded. Measurements of pronotum of holotype: length 1.05, width 1.50, and height 1.05 mm.

Elytra: Sutural striae absent. Microreticulation absent, only traces remaining; punctures larger than those of head, more impressed, separated from each other by 3-6 times their own diameter. Slightly narrower than pronotum, a little longer than broad (width/length = 0.93) and moderately convex (width/height = 1.75); lateral outline with humeral angle very broadly rounded. Measurements of elytra of holotype: length 1.50, width 1.40, and height 0.80 mm. Metathoracic wing present. Meso- and metasternum: median carina sharp, lateral lines absent, femoral lines short, a small tubercle present between metacoxae. Legs: male hind femora rounded at posterior margin (Fig. 13). Tarsal formula: male 5-5-4, female 5-4-4. Aedeagus as in figs. 18, 19. Spermatheca as in fig. 20.

Discussion: *Agathidium caovansungi* n. sp. is similar to *A. signatum* Angelini and De Marzo (from Nepal) and *A. apocryphum* Angelini (from Thailand); it differs in the greater length ratio of 3rd/2nd antennal segments, in the width ratio of pronotum/head, and in a lesser width/length of the pronotum; from *A. signatum* it also differs in the shape of the male hind femora.

Distribution: Vietnam.

Subgenus *Microceble* Angelini and De Marzo, 1986 *grouvellei* species group

Agathidium (Microceble) infuscatum Angelini and De Marzo

Agathidium (Microceble) infuscatum Angelini and De Marzo, 1989, Rev. Suisse Zool. 96(2): 473; Angelini 1992, Rev. Suisse Zool. 99(1): 209; 1996, Stuttgarter Beitr. Naturk. 546: 12.

Materials: Vietnam, Tuyen Quang Prov., 360 m, Na Hang Reserve, 16-20.V.1997, rainforest, FIT, leg. S. Peck, 2 exx. in PC and AC; same locality but 20-24.V.1997, 1 ex. in PC; Cao Bang Prov., Ba Be

National Park, 180 m, 7-11.V.1997, forest FIT, leg. S. Peck, 1 ex. in PC (all determinations based on female specimens).

Distribution: Thailand, Vietnam. New record for Vietnam.

Agathidium (Microceble) laticorne Portevin

Agathidium (Cyphocele) laticorne Portevin, 1922, Bull. Mus. Hist. Natl. 28: 58; 1928, Treubia 10: 32;

Agathidium (s. str.) *laticorne*: Hatch, 1929, Cat. Junk 105: 66; Hlisnikovsky 1964, Acta Entomol. Mus. Natl. Pragae, suppl. 5: 200; Angelini and De Marzo 1983, Entomol. Basiliensia 8: 162; Angelini and Cooter 1985, Sarawak Mus. J. 34(55): 131;

Agathidium (Microceble) laticorne: Angelini and De Marzo, 1986a, Rev. Suisse Zool. 93(2): 442.

Materials: Vietnam, Tuyen Quang Prov., 360 m, Na Hang Reserve, 20-24.V.1997, rainforest, FIT, leg. S. Peck, 1 ♂ in PC; same locality and data but 300 m, 1 ex. in AC.

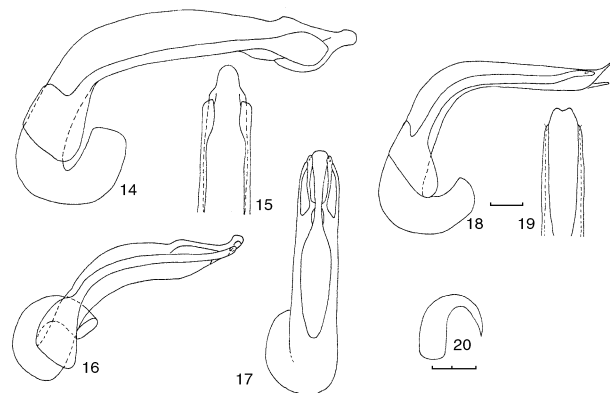
Distribution: Thailand, Pakistan, Nepal, Bhutan, India (Assam, Meghalaya, Darjeeling, Orissa, Uttar Pradesh, Garhwal, Kumaon, Kerala, Tamil Nadu), Sri Lanka, Indonesia (Java, Sumatra), Malaysia (Malaya, Singapore, Sarawak, Sabah), Vietnam, China (Yunnan). Previously reported from Vietnam.

andrewesi species group

Agathidium (Microceble) manasicum Angelini and De Marzo

Agathidium (Microceble) manasicum Angelini and De Marzo, 1986a, Rev. Suisse Zool. 93(2): 445; 1989, Rev. Suisse Zool. 96(2): 477; Angelini 1992, Rev. Suisse Zool. 99(1): 209; 1996, Stuttgarter Beitr. Naturk. 546: 12.

Materials: Vietnam, Tuyen Quang Prov., 360 m,



Figs. 14-20. Structures of *Agathidium*. 14-19, Aedeagus (lateral and dorsal view of its apex) of; 14-15, *Agathidium nahangense* n. sp.; 16-17, *A. pecki* n. sp.; 18-19, *A. caovansungi* n. sp.; 20, Spermatheca of *Agathidium caovansungi* n. sp. Scale line unit 0.10 mm.

Na Hang Reserve, 16-20.V.1997, rainforest, FIT, leg. S. Peck, 2 ex. in PC; same locality but 300 m, 20-24.V.1997, 2 ex. in PC; Cao Bang Prov., Ba Be National Park, 180 m, 7-11.V.1997, forest FIT, leg. S. Peck, 5 ex. in PC and AC.

Distribution: Thailand, India (Assam), China (Guangxi), Vietnam. New record for Vietnam.

***Agathidium (Microceble) coomani* Portevin**

Agathidium (Cyphocele) coomani Portevin, 1937, Rev. Fr. Entomol. 4: 33;

Agathidium (s. str.) *coomani*: Hlisnikovsky 1964, Acta Entomol. Mus. Natl. Pragae suppl. 5: 47;

Agathidium (Microceble) coomani: Angelini and De Marzo 1986a, Rev. Suisse Zool. 93(2): 453; Angelini 1995, Boll. Soc. Entomol. Ital. 127(2): 130.

Materials: Vietnam, Tuyen Quang Prov., 300 m, Na Hang Reserve, 20-24.V.1997, rainforest, FIT, leg. S. Peck, 1 ♂ in PC; same locality but 16-20.V.1997, 2 ex. in PC and AC.

Distribution: Vietnam. Previously reported from Vietnam.

***Agathidium (Microceble) inornatum* Angelini and De Marzo**

Agathidium (Microceble) inornatum Angelini and De Marzo, 1989, Rev. Suisse Zool. 96(2): 478.

Materials: Vietnam, Tuyen Quang Prov., 300 m, Na Hang Reserve, 16-20.V.1997, rainforest, FIT, leg. S. Peck, 1 ♂ in PC; same locality but 360 m, 20-24.V.1997, 2 ex. in PC and AC.

Distribution: Thailand, Vietnam. New record for Vietnam.

***Agathidium (Microceble) tonkinense* Angelini and Cooter**

Agathidium (s. str.) *tonkinense* Angelini and Cooter, 1986, Entomol. Mon. Mag. 122: 39;

Agathidium (Microceble) tonkinense: Angelini and De Marzo 1986a, Rev. Suisse Zool. 93(2): 447; 1986b, Rev. Suisse Zool. 93(4): 871; 1994, Stuttgarter Beitr. Naturk. 505: 52.

Materials: Vietnam, Tuyen Quang Prov., 300 m, Na Hang Reserve, 16-20.V.1997, rainforest, FIT, leg. S. Peck, 1 ♂ in PC; same locality and data but 360 m, 1 ex. in PC; same locality, 300 m, 20-24.V.1997, 1 ex. in AC.

Distribution: Nepal, India (Assam), Vietnam. Previously reported from Vietnam.

***Agathidium (Microceble) topali* Angelini and De Marzo**

Agathidium (s. str.) *topali* Angelini and De Marzo, 1985 (1984), Entomologica 19: 44;

Agathidium (Microceble) topali: Angelini and De Marzo 1986a, Rev. Suisse Zool. 93(2): 455.

Materials: Vietnam, Tuyen Quang Prov., 300 m, Na Hang Reserve, 20-24.V.1997, rainforest, FIT, leg. S. Peck, 1 ♂ in AC; same locality but 16-20.V.1997, 1 ex. in PC.

Distribution: Vietnam. Previously reported from Vietnam.

Acknowledgments: I am indebted to Prof. Stewart B. Peck (Ottawa) for making the material available for study and for comments on an earlier version of the manuscript. Drs. Doug Currie (Entomology) and Judith Eger (Mammalogy) invited S. Peck to participate in the 1997 Vietnam Biodiversity expedition of the Royal Ontario Museum of Toronto, Ontario, Canada. Dr. Cao Van Sung, Director of the Vietnamese Institute of Ecology and Biological Resources (IEBS), Hanoi, arranged for permits for field work in Vietnam. Pham Duc Tien (IEBS) was a most valued field guide and facilitator. The field costs of S. Peck were partly supported by an operating grant from the Natural Sciences and Engineering Research Council of Canada.

REFERENCES

- Angelini F. 1992. *Agathidium raccolti* in Thailandia dal Dr. P. Schwendinger con descrizione di 4 nuove specie (Coleoptera, Leiodidae). Rev. Suisse Zool. **99**: 201-209.
- Angelini F. 1995. Descrizione di tre nuove specie di *Agathidium* Panzer del Vietnam. Boll. Soc. Entomol. Ital. **127**: 127-134.
- Angelini F. 1996. New taxonomic and faunistic data on *Agathidium* from South East Asia. Stuttgarter Beitr. Naturk. Ser. A, Nr. **546**: 1-14.
- Angelini F, J Cooter. 1985. Studies on Anisotomini (Coleoptera, Leiodidae) of Sarawak. Sarawak Mus. J. **34**: 125-143.
- Angelini F, J Cooter. 1986. New species and records of the genus *Agathidium* Panzer (Coleoptera, Leiodidae) from South-East Asia. Entomol. Mon. Mag. **122**: 37-41.
- Angelini F, J Cooter. 1999. The Agathidiini of China with descriptions of twelve new species of *Agathidium* Panzer (Coleoptera: Leiodidae). Orient. Insects **33**: 187-232.
- Angelini F, L De Marzo. 1981. Reports of *Agathidium* from Himalaya: expeditions of Basel Natural History Museum and Prof. H. Franz (Coleoptera, Leiodidae). Entomol. Basiliensia **6**: 187-294.
- Angelini F, L De Marzo. 1983. New species and records of *Agathidium* from Himalaya: expeditions of Basel Natural History Museum (Coleoptera, Leiodidae). Entomol. Basiliensia **8**: 153-164.
- Angelini F, L De Marzo. 1985. Descrizione di 13 specie nuove di Anisotomini dell'Asia sudorientale. Entomologica (Bari) **19**: 23-49.
- Angelini F, L De Marzo. 1986a. *Agathidium* from India and Malaya: expedition of Geneva Natural History Museum (Coleoptera, Leiodidae). Rev. Suisse Zool. **93**: 423-455.
- Angelini F, L De Marzo. 1986b. Expeditions 1982, 1983 and

- 1984 of Geneva Natural History Museum in Nepal. Anisotomini (Coleoptera, Leiodidae). *Rev. Suisse Zool.* **93**: 827-873.
- Angelini F, L De Marzo. 1989. *Agathidium* from Thailand: expedition 1985 of the Geneva Natural History Museum (Coleoptera, Leiodidae, Anisotomini). *Rev. Suisse Zool.* **96**: 459-478.
- Angelini F, L De Marzo. 1994. Catalogue of the Agathidiini of Nepal with description of new species (Coleoptera, Leiodidae, Anisotomini). *Stuttgarter Beitr. Naturk. Ser. A, Nr.* **505**: 1-53.
- Angelini F, L De Marzo. 1995. Agathidiini from Taiwan collected by Dr. Ales Smetana (Coleoptera, Leiodidae, Agathidiini). *Rev. Suisse Zool.* **102**: 175-255.
- Hatch MH. 1929. *Coleopterorum Catalogus. Pars.* **105**: Leiodidae, Clambidae. Berlin: W. Junk, pp. 1-100.
- Hlisnikovskiy J. 1964. *Monographische Bearbeitung der Gattung Agathidium* Panzer. *Acta Entomol. Mus. Natl. Pragae, Suppl.* **5**: 1-255.
- Newton AF Jr. 1998. Phylogenetic problems, current classification and generic catalog of world Leiodidae (including Cholevidae). In PM Giachino, SB Peck, eds. *Phylogeny and evolution of subterranean and endogean Cholevidae (= Leiodidae: Cholevinae)*. Proceedings of XX I.C.E. Firenze, 1996. Torino, Italy: Mus. Reg. Sci. Nat. pp. 41-178.
- Perkovskiy EE. 1990. A new species of the genus *Stetholiodes* (Coleoptera, Leiodidae) from peninsular Indochina. *Vestn. Zool.* **5**: 63-64.
- Portevin G. 1922. Notes sur quelques Silphides et Liodides de la collection Grouvelle. *Bull. Mus. Natl. (Paris)* **28**: 54-58.
- Portevin G. 1928. Description d'un nouvel *Agathidium* des Iles de la Sonde. *Treubia* **10**: 31-32.
- Portevin G. 1937. Liodides nouveaux des collections du muséum. *Rev. Franc. Entomol.* **4**: 31-36.

描述 S. B. Peck 教授於越南所採集 *Agathidiini* 族(鞘翅目：球蕈蟲科) 之新種及新記錄種

Fernando Angelini

從 Stewart B. Peck 教授最近在越南採集到 *Agathidiini* 族裡的 11 個種 48 隻標本裏發現 *Afroagathidium pecki*, *Agathidium (Agathidium) nahangense*, *A. (A.) pecki* 和 *A. (A.) caovansungi* 等四個新種和 *Agathidium (Microceble) infuscatum*, *A. (M.) manasicum* 與 *A. (M.) inornatum* 等三個新記錄種。

關鍵詞： *Afroagathidium*, *Agathidium*, 新種。

S.S.7 per Latiano, Km.0.500, 72021 Francavilla Fontana (Brindisi), Italy